



FloorBed™ 1

By Accora

TECHNICAL SPECIFICATION

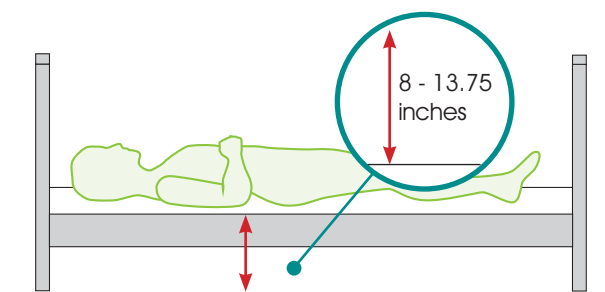
| | |
|----------------------|---|
| Dimensions: | 36.4" x 90.4" |
| Mattress size: | Standard configuration: 80.0" x 36.0" Extended configuration*: 84.0" x 36.0" |
| Safe working load: | 408 lbs |
| Max patient weight: | 330 lbs |
| Lifting range: | 2.8" – 25.6" (excl. mattress) |
| Profiling functions: | Backrest with Auto-regression, Kneebreak, Anti-Trendelenburg, Trendelenburg |
| Part number: | NSB-0-FL1-200US |

**Mattress platform extension infill piece MUST be used if the mattress platform is extended.*

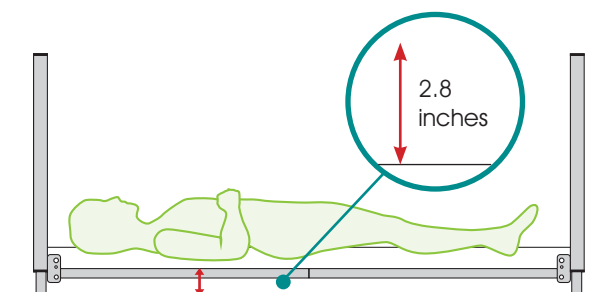


Why FloorBed™?


NURSING AND LOW BEDS



FLOORBED™



FloorBed™ 1 Features



Width adjustable mattress guides



No trailing wires



Full nursing height



Concealed wheels



Backrest and kneebreak functions



Mattress platform height of just 2.8 inches

FloorBed™ 1 Accessories



Assist bar to assist with bed mobility



Safety mat provides same height as a FloorBed™ with 6 inch foam mattress



Accora Inc
6720B Rockledge Drive - Suite 750,
Bethesda, MD 20817
T: 301-560-2400
E: information@accora.us.com
www.accora.us.com